


TIGER Neo

66HL5-BDV

710-735 Watt

BIFACIAL MODULE WITH DUAL GLASS

N-type



N-type Technology

N-type modules with Tunnel Oxide Passivating Contacts (TOPCon) technology offer lower LID/LeTID degradation and better low light performance.



HOT 3.0 Technology

N-type modules with JinkoSolar's HOT 3.0 technology offer better reliability and efficiency.



Dual-Sided Power Generation

Dual-sided power generation gain increases with backside exposure to light, significantly reducing LCOE.



Mechanical Load Enhanced

Certified to withstand:
5400 Pa front side max static test load
2400 Pa rear side max static test load



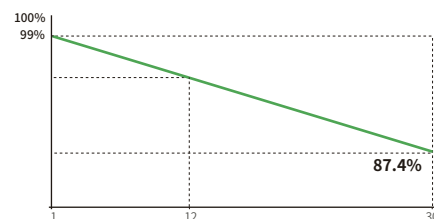
SMBB Technology

Better light trapping and current collection to improve module power output and reliability.



Anti-PID Guarantee

Minimizes the chance of degradation caused by PID phenomena through optimization of cell production technology and material control.



12 Year Product Warranty | **30** Year Linear Power Warranty | **1%** First-year Degradation | **0.40%** Annual Degradation Over 30 Years

- IEC61215:2021 / IEC61730:2023
- IEC61701 / IEC62716 / IEC60068 / IEC62804
- ISO9001:2015: Quality Management System
- ISO14001:2015: Environment Management System
- ISO45001:2018: Occupational health and safety management systems



JKM710-735N-66HL5-BDV-Z4-EU

66HL5-BDV 710-735 Watt

Mechanical Characteristics

| | |
|--|---|
| Cell Type | N- type Mono-crystalline |
| No. of cells | 132 (66×2) |
| Dimensions | 2384×1303×33 mm |
| Weight | 37.5 kg |
| Front Glass | 2.0 mm, Anti-Reflection Coating |
| Back Glass | 2.0 mm, Heat Strengthened Glass |
| Frame | Anodized Aluminium Alloy |
| Junction Box | IP68 Rated |
| Protection Class | Class II |
| IEC Fire Type | Class C |
| Connector Type | JK03M / JK03M2 / Others* |
| Output Cables (Including Connector) | 4.0 mm ² (+): 400 mm , (-): 200 mm or Customized Length |

* MC4 and MC4-EVO2 available upon request and subject to availability

Packaging Configuration

| | |
|---|---|
| Pallet Dimensions | 1325×1121×2496 mm |
| Packing Detail (Two pallets = One stack) | 33 pcs/pallets, 594 pcs/ 40'HQ Container |

Specifications (STC)

| | 710 | 715 | 720 | 725 | 730 | 735 |
|---------------------------------|------------|-------|-------|-------|-------|-------|
| Maximum Power - Pmax [Wp] | 710 | 715 | 720 | 725 | 730 | 735 |
| Maximum Power Voltage - Vmp [V] | 40.65 | 40.77 | 40.89 | 41.00 | 41.11 | 41.23 |
| Maximum Power Current - Imp [A] | 17.47 | 17.54 | 17.61 | 17.69 | 17.76 | 17.83 |
| Open-circuit Voltage - Voc [V] | 48.73 | 48.88 | 49.04 | 49.20 | 49.36 | 49.52 |
| Short-circuit Current - Isc [A] | 18.53 | 18.60 | 18.67 | 18.74 | 18.81 | 18.88 |
| Module Efficiency STC [%] | 22.86 | 23.02 | 23.18 | 23.34 | 23.50 | 23.66 |
| Power Sorting | 0 ~ + 3 % | | | | | |
| Temperature Coefficient of Pmax | -0.29 %/°C | | | | | |
| Temperature Coefficient of Voc | -0.25 %/°C | | | | | |
| Temperature Coefficient of Isc | 0.045 %/°C | | | | | |

STC: Irradiance 1000W/m², Cell Temperature 25°C, AM=1.5

Specifications (BNPI)

| | 784 | 790 | 795 | 800 | 805 | 810 |
|---------------------------------|-------|-------|-------|-------|-------|-------|
| Maximum Power - Pmax [Wp] | 784 | 790 | 795 | 800 | 805 | 810 |
| Maximum Power Voltage - Vmp [V] | 40.66 | 40.80 | 40.92 | 41.03 | 41.14 | 41.25 |
| Maximum Power Current - Imp [A] | 19.28 | 19.36 | 19.43 | 19.50 | 19.57 | 19.64 |
| Open-circuit Voltage - Voc [V] | 48.72 | 48.85 | 48.99 | 49.12 | 49.25 | 49.38 |
| Short-circuit Current - Isc [A] | 20.48 | 20.55 | 20.63 | 20.71 | 20.79 | 20.87 |

BNPI: Irradiance: front 1000W/m², rear 135W/m², Cell Temperature 25°C, AM=1.5

Application Conditions

| | |
|-------------------------------|---|
| Level T ₉₈ ≤ 70 °C | -40 °C ~ +70 °C* |
| Maximum System Voltage | 1500 VDC (IEC) |
| Maximum Series Fuse Rating | 35 A |
| Bifaciality Coefficients | φVoc: 98±5 %, φIsc: 80±5 %, φPmax: 80±5 % |

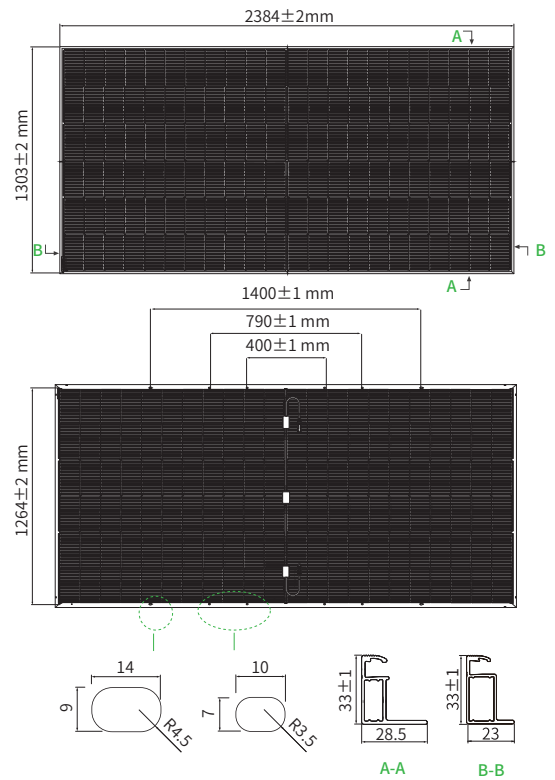
*Short-term up to 85°C; higher operation requires IEC TS 63126 testing



© 2025 Jinko Solar Co., Ltd. All rights reserved.

Note: Please read the safety and installation manual before using the product. We reserve the right of final interpretation. The specifications in this datasheet are subject to change without notice.

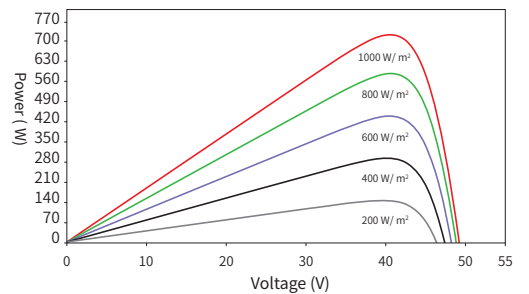
Engineering Drawings



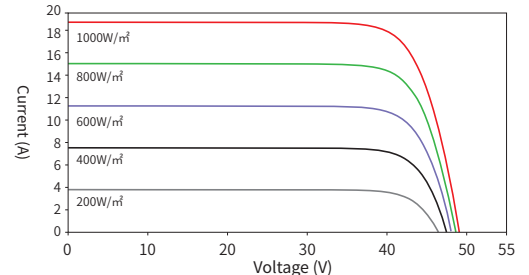
*Note: For specific dimensions and tolerance ranges, please refer to the corresponding detailed module drawings.

Electrical Performance

Power-Voltage Curves (66HL5-BDV 725W)



Current-Voltage Curves (66HL5-BDV 725W)



JKM710-735N-66HL5-BDV-Z4-EU

www.jinkosolar.com
www.jinkosolar.eu